




# Connecting to Your Meeting

Click on the “Join WebEx” link in your Outlook appointment

Organizer	 Carver, Jillian (ECY)
Subject	TCP Webinar: Data from a Drone
Location	WebEx
Start time	Thu 3/12/2020  10:00 AM ▼
End time	Thu 3/12/2020  11:00 AM ▼

[Join WebEx](#)

Audio connection:

+1-415-655-0001 US Toll  
+1-206-207-1700 United States Toll (Seattle)  
Access code: 283 971 339

Follow the prompts to join the meeting and enter your name and e-mail address.

▶ More information

Your name:

Email address:

Remember me

Join

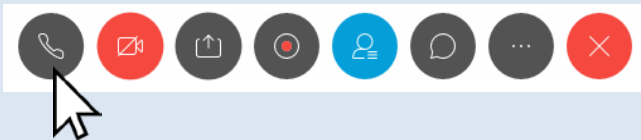
(This may look different if you are using the WebEx desktop application.)

# Connecting to Audio

Please connect your audio.



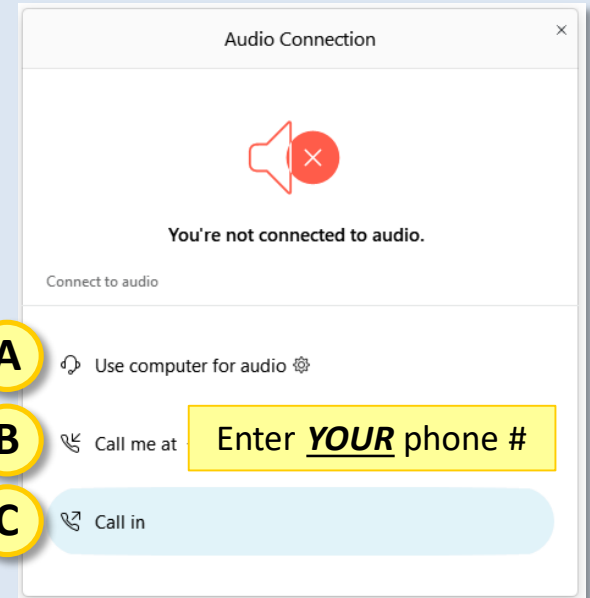
**1** Move your cursor to the bottom of your screen to show Webex controls.



**2** Select “Connect to Audio” icon.



**3** Select Audio Connection



3 Options

- A** Use computer for audio
- B** Call me at Enter ***YOUR*** phone #
- C** Call in

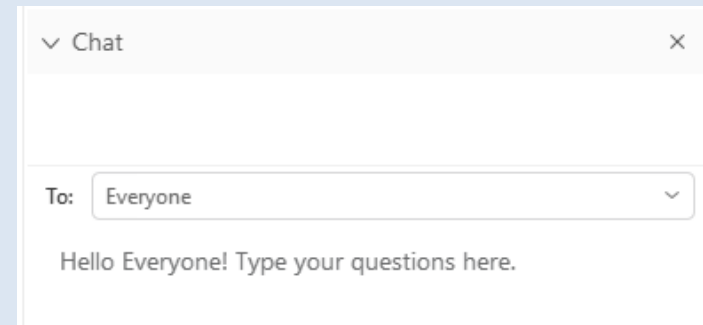
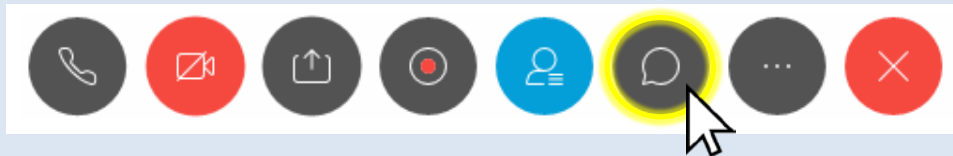
If you select **C** “Call in”

- Call US Toll: +1-415-655-0001 --OR--
- Call U.S. Toll (Seattle): +1-206-207-1700
- Enter Webex-generated codes followed by “#”

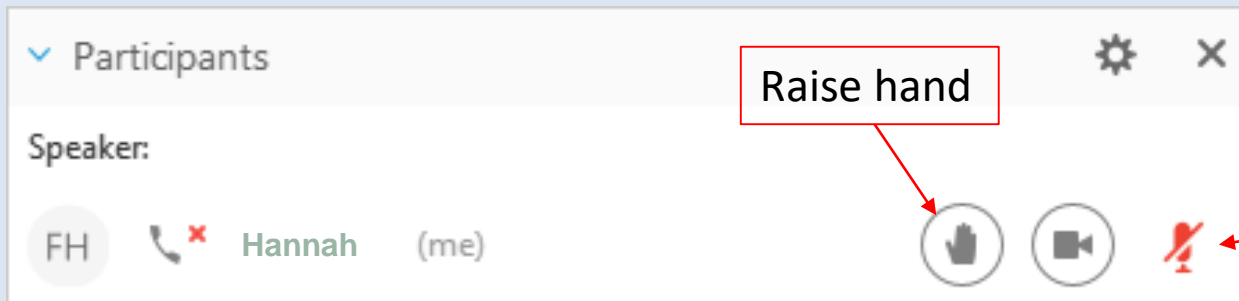
**No sound?** The host may be on mute until the meeting starts.

# Participating in Your Meeting

**You can communicate via the chat function**



**In a large meeting, if everyone is muted, use the raise your hand function. In a smaller meeting, you can unmute yourself.**



Raise hand

Mute/unmute

# Leaving the Meeting

Simply click on the button below to leave the meeting.

